

Metal Wall & Roof Systems
North America



Architectural Metal Wall & Roof Systems Product Portfolio

Innovative Building Envelope Solutions



Morin[®]
By Kingspan

Morin specializes in roll forming of architectural heavier gauge single skin metal wall and roof systems.

With over 100 profiles and multiple manufacturing locations, Morin is well positioned to produce for any size project.

Morin is constantly adding new products. Please visit us at MorinCorp.com to see the latest product offerings.



Contents

01

Morin Architectural Wall Range

Matrix Series	14
Integrity Series	18
Pulse Series	20
Exposed Fastener Series	22
Classic Series	34

02

Morin Architectural Roof Range

Symmetry Series	36
SLR Series	40
MorZip Series	44
SWL Series	46
Primo Soffit Series	50

03

Design Options

Perforated Panels	52
Color Options	54

Your Global Partner

Morin is part of the Kingspan Group plc., founded in Kingscourt Co. Cavan Ireland in 1965, Kingspan is a global leader in the design, development and delivery of advanced building envelope products and solutions.

80+
countries
worldwide



212
manufacturing
sites worldwide



8.1
billion euros
revenue in 2023

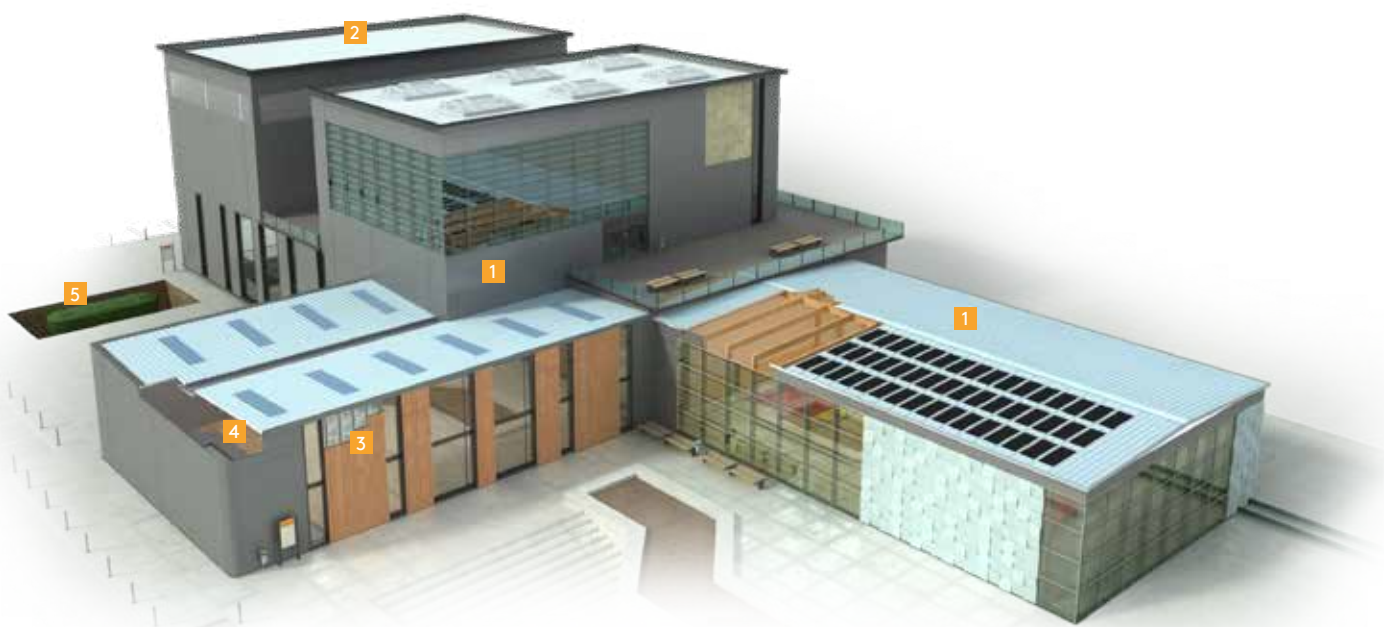


22,000+
employees
worldwide





Kingspan is pioneering better technologies and methods of building for a low-carbon world. We aim to improve building performance, construction methods, and ultimately, people's lives – this drive motivates our team across the world.



Kingspan Group is organised around 5 Operating Divisions, which together make a range of high-performance products to help deliver future-proofed buildings.



1

Insulated Panels

The global leader in high-performance insulated panel systems.



2

Roofing + Waterproofing

Energy-efficiency and water protection of roofs across all building typologies.



3

Insulation

Solutions for the building envelope, pipe and ducting services, district heating and cooling.



4

Data + Flooring

Raised access flooring, architectural finishes, structural ceilings, airflow optimisation and containment solutions.



5

Light, Air + Water


Daylighting, natural ventilation, smoke management and building automation solutions.

Morin

Morin is the industry's most versatile manufacturer of single element metal wall and roof panels.

With our three production facilities located in Bristol, CT, Fontana, CA and DeLand, FL, we have a combined production capacity of over 50 million square feet.

Morin can assist in bringing your most challenging design ideas to life. In addition to the largest range of metal panel profiles in the market, we provide a comprehensive suite of finish options.



Much More Than Panels

We offer over 100 wall and roof panel profiles. Our Matrix, Integrity and Pulse series of panels share common interlocking joinery and can be easily integrated to create unique mix and match options.

Complete the system with our range of fabrication options. Trimless ends can help create a custom cassette panel and Factory folded corners will create clean Architectural features. We have a full range of accessories to compliment and complete your design intention for a fantastic looking façade.



Technical Support

We are there to help you through every phase of your project from inception to completion.

Our technical staff can assist with drawings, design, cost-controls and budgets. We also offer on-site installation guidance and support from our specialists.

Our nationwide sales network and technical service teams provide innovative solutions for today's progressive architecture.

Morin's knowledgeable sales staff provides AIA/CES approved seminars on single element architectural metal wall and roof systems.

Visit www.morincorp.com for access to profiles, specifications, CAD, BIM, 3D details, load span charts and technical manuals.



Planet Passionate

Our Global
Sustainability
Program



**WE ARE
PLANET
PASSIONATE**

Our mission for the planet

Planet Passionate, our 10-year group wide global sustainability programme, aims to have a positive impact on three big global challenges: climate change, circularity and protection of our natural world.

In addressing these issues, Kingspan has set targets in these areas which are also aimed at making significant advances in the sustainability of both our business operations and our products.

Through Planet Passionate, we are playing our part by driving energy and carbon out of our business operations and supply chain, as well as increasing our recycling of rainwater and waste, while also accelerating our participation in the circular economy.



The Planet Passionate programme is made up of 12 ambitious targets, addressing the impact of Kingspan's business operations and manufacturing:



Energy

Maintain our **Net-Zero** energy target.

Increase our direct use of renewable energy to **60%** by 2030.

Increase our on-site generation of renewable energy to **20%** by 2030.

Install solar PV systems on **all owned facilities** by 2030.



Carbon

Net-Zero carbon manufacturing by 2030.

50% reduction in product CO₂ intensity from our primary supply partners by 2030.

Zero emission ready company cars by 2030.



Circularity

1 billion PET bottles upcycled into our manufacturing processes by 2025.

All QuadCore® insulation to utilize upcycled PET by 2025.

Zero company waste to landfill by 2030.



Water

5 active ocean clean-up projects by 2025.

100 million litres of rainwater harvested by 2030.

Through our measurable targets across these focus areas we're globally united to make a difference to some of the greatest challenges facing modern day society.



Please scan for more details on our sustainability journey.





"Design flexibility that allows
for your creativity."



Technical
Support



Customer
Service



Sales
Support



Field
Services



Warranty



Marketing
Support



Matrix, Integrity, Pulse

35 Profiles with Common Joinery






The common joint featured on our Matrix, Integrity and Pulse (MIP series) panels allows you to seamlessly mix and match these panels. Leverage 35 profiles that can be combined, giving you endless opportunities to create a unique facade.

Morin's metal wall profiles feature common joinery and come in a variety of materials and gauges, perfectly tailored to meet your project requirements. Our extensive range includes high-performance colors and finishes, allowing for a custom look that seamlessly aligns with any design aesthetic.

Whether you prefer a standard color, a custom color match, or a special finish, we are committed to making your projects straightforward and elegant.

Matrix Series Trimless Ends

Available on select Matrix series profiles for a premium cassette style facade.



MX-6 in Natural Zinc



Easy Integration

Common joint allows multiple panel integration with the Matrix, Integrity and Pulse Series.

- Concealed clip and fastener design
- Weather resistant or rainscreen rear ventilated application
- Smooth surface standard, stucco embossed texture optional
- Painted and natural finishes
- Standard and custom perforated options
- Optional trimless ends on select profiles
- Optional factory caulking

Panel Depth:

Profile Specific: .875" (22mm) to 1.5" (38mm)

Cover Width:

12" (305mm) nominal

Lengths:

5' (1.52m) to 30' (9.14m) standard.
Shorter and longer lengths available

Galvalume® / Zinalume® Painted Steel:

18 GA (1.19mm) / 20 GA (1.0mm) /
22 GA (0.80mm) / 24 GA (0.60mm)

Aluminum Options:

.032" (0.80mm) / .040" (1mm) / .050" (1.27mm)

Stainless Steel Options:

22 GA (0.80mm) / 24 GA (0.60mm)

Zinc Options:

20 GA (1.0mm) / 22 GA (0.8mm)

Natural Copper Options:

20 oz. / 16 oz.

Application:

Horizontal or vertical

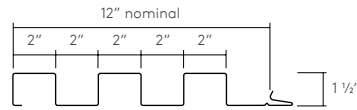
MIP Panel Clip



Please go to Morincorp.com for updates and latest product information.



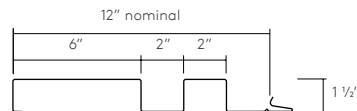
Matrix MX-1




Height:	1.5" / 38.1mm
Width:	12" / 305mm
Galvalume:	24, 22, 20, 18 Ga
Aluminum:	.032, .040, .050
Stainless steel:	24, 22 Ga
Zinc:	0.8mm, 1.0mm
Copper:	16, 20 oz.
Perforation:	Yes*
Trimless ends:	No
Mfg location(s):	CA, CT, FL



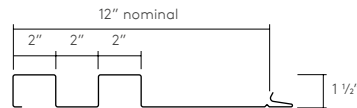
Matrix MX-2



Height:	1.5" / 38.1mm
Width:	12" / 305mm
Galvalume:	24, 22, 20, 18 Ga
Aluminum:	.032, .040, .050
Stainless steel:	24, 22 Ga
Zinc:	0.8mm, 1.0mm
Copper:	16, 20 oz.
Perforated:	Yes*
Trimless ends:	No
Mfg location(s):	CA, CT, FL



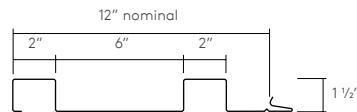
Matrix MX-3



Height:	1.5" / 38.1mm
Width:	12" / 305mm
Galvalume:	24, 22, 20, 18 Ga
Aluminum:	.032, .040, .050
Stainless steel:	24, 22 Ga
Zinc:	0.8mm, 1.0mm
Copper:	16, 20 oz.
Perforated:	Yes*
Trimless ends:	No
Mfg location(s):	CA, CT, FL



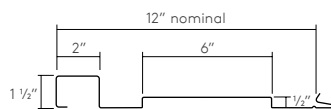
Matrix MX-4



Height:	1.5" / 38.1mm
Width:	12" / 305mm
Galvalume:	24, 22, 20, 18 Ga
Aluminum:	.032, .040, .050
Stainless steel:	24, 22 Ga
Zinc:	0.8mm, 1.0mm
Copper:	16, 20 oz.
Perforated:	Yes*
Trimless ends:	No
Mfg location(s):	CA, CT, FL



Matrix MX-5

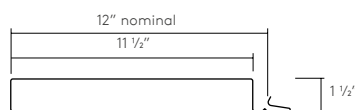


Height:	1.5" / 38.1mm
Width:	12" / 305mm
Galvalume:	22, 20, 18 Ga
Aluminum:	.040, .050
Stainless steel:	24, 22 Ga
Zinc:	0.8mm, 1.0mm
Copper:	16, 20 oz.
Perforated:	Yes*
Trimless ends:	No
Mfg location(s):	CT

*Please see perforated section for details.



Matrix MX-6

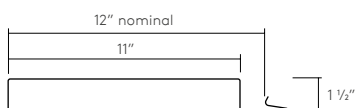


Also available with stiffening ribs

Height:	1.5" / 38.1mm
Width:	12" / 305mm
Galvalume:	22, 20, 18 Ga
Aluminum:	.040, .050
Stainless steel:	24, 22 Ga
Zinc:	0.8mm, 1.0mm
Copper:	16, 20 oz.
Perforated:	Yes*
Trimless ends:	Yes
Mfg location(s):	CA, CT, FL



Matrix MX-7

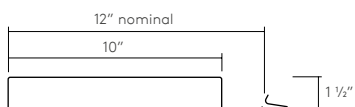


Also available with stiffening ribs

Height:	1.5" / 38.1mm
Width:	12" / 305mm
Galvalume:	22, 20, 18 Ga
Aluminum:	.040, .050
Stainless steel:	24, 22 Ga
Zinc:	0.8mm, 1.0mm
Copper:	16, 20 oz.
Perforated:	Yes*
Trimless ends:	Yes
Mfg location(s):	CA, CT, FL



Matrix MX-8

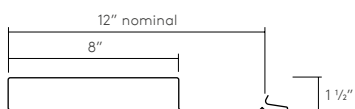


Also available with stiffening ribs


Height:	1.5" / 38.1mm
Width:	12" / 305mm
Galvalume:	22, 20, 18 Ga
Aluminum:	.040, .050
Stainless steel:	24, 22 Ga
Zinc:	0.8mm, 1.0mm
Copper:	16, 20 oz.
Perforated:	Yes*
Trimless ends:	Yes
Mfg location(s):	CA, CT, FL



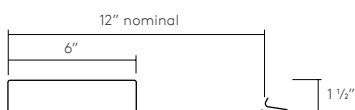
Matrix MX-9



Height:	1.5" / 38.1mm
Width:	12" / 305mm
Galvalume:	22, 20, 18 Ga
Aluminum:	.040, .050
Stainless steel:	24, 22 Ga
Zinc:	0.8mm, 1.0mm
Copper:	16, 20 oz.
Perforated:	Yes*
Trimless ends:	No
Mfg location(s):	CA, CT, FL



Matrix MX-10

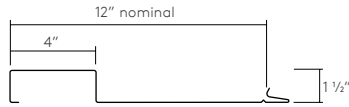


Height:	1.5" / 38.1mm
Width:	12" / 305mm
Galvalume:	22, 20, 18 Ga
Aluminum:	.040, .050
Stainless steel:	24, 22 Ga
Zinc:	0.8mm, 1.0mm
Copper:	16, 20 oz.
Perforated:	Yes*
Trimless ends:	No
Mfg location(s):	CA, CT, FL

*Please see perforated section for details.



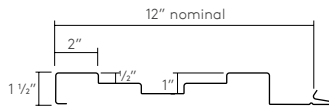
Matrix MX-11



Height:	1.5" / 38.1mm
Width:	12" / 305mm
Galvalume:	22, 20, 18 Ga
Aluminum:	.040, .050
Stainless steel:	24, 22 Ga
Zinc:	0.8mm, 1.0mm
Copper:	16, 20 oz.
Perforated:	Yes*
Trimless ends:	No
Mfg location(s):	CA, CT, FL



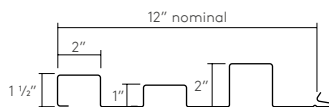
Matrix MX-12



Height:	1.5" / 38.1mm
Width:	12" / 305mm
Galvalume:	24, 22, 20, 18 Ga
Aluminum:	.032, .040, .050
Stainless steel:	24, 22 Ga
Zinc:	0.8mm, 1.0mm
Copper:	16, 20 oz.
Perforated:	Yes*
Trimless ends:	No
Mfg location(s):	CT



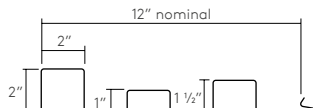
Matrix MX-13



Height:	1.5" / 38.1mm
Width:	12" / 305mm
Galvalume:	24, 22, 20, 18 Ga
Aluminum:	.032, .040, .050
Stainless steel:	24, 22 Ga
Zinc:	0.8mm, 1.0mm
Copper:	16, 20 oz.
Perforated:	Yes*
Trimless ends:	No
Mfg location(s):	CT



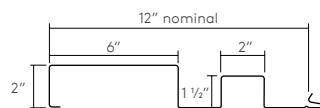
Matrix MX-14



Height:	1.5" / 38.1mm
Width:	12" / 305mm
Galvalume:	24, 22, 20, 18 Ga
Aluminum:	.032, .040, .050
Stainless steel:	24, 22 Ga
Zinc:	0.8mm, 1.0mm
Copper:	16, 20 oz.
Perforated:	Yes*
Trimless ends:	No
Mfg location(s):	CT



Matrix MX-15



Height:	1.5" / 38.1mm
Width:	12" / 305mm
Galvalume:	24, 22, 20, 18 Ga
Aluminum:	.032, .040, .050
Stainless steel:	24, 22 Ga
Zinc:	0.8mm, 1.0mm
Copper:	16, 20 oz.
Perforated:	Yes*
Trimless ends:	No
Mfg location(s):	CT

*Please see perforated section for details.

NEW


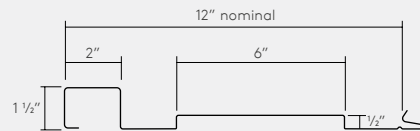
Multi Depth Profiles from Morin




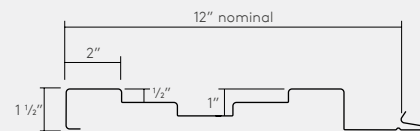
This icon identifies these new multiple depth Matrix profiles that can be incorporated for a new dimension in project designs.




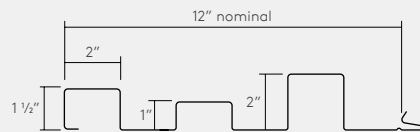
**Matrix
MX-5**



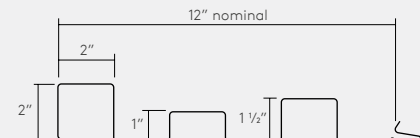
**Matrix
MX-12**



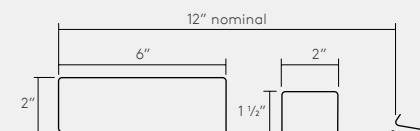
**Matrix
MX-13**



**Matrix
MX-14**



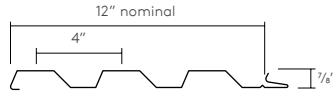
**Matrix
MX-15**




Download new Revit Files at www.MorinBIM.com



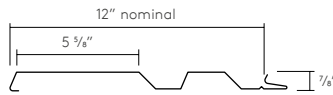
Integrity X-12



Height:	.875" / 22.2mm
Width:	12" / 305mm
Galvalume:	24, 22, 20, 18 Ga
Aluminum:	.032, .040, .050
Stainless steel:	24, 22 Ga
Zinc:	0.8mm, 1.0mm
Copper:	16, 20 oz.
Perforated:	Yes*
Mfg location(s):	CA, CT, FL



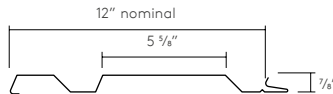
Integrity XA-12



Height:	.875" / 22.2mm
Width:	12" / 305mm
Galvalume:	24, 22, 20, 18 Ga
Aluminum:	.032, .040, .050
Stainless steel:	24, 22 Ga
Zinc:	0.8mm, 1.0mm
Copper:	16, 20 oz.
Perforated:	Yes*
Mfg location(s):	CA, CT, FL



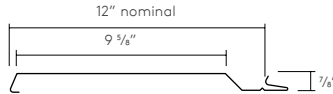
Integrity XB-12



Height:	.875" / 22.2mm
Width:	12" / 305mm
Galvalume:	24, 22, 20, 18 Ga
Aluminum:	.032, .040, .050
Stainless steel:	24, 22 Ga
Zinc:	0.8mm, 1.0mm
Copper:	16, 20 oz.
Perforated:	Yes*
Mfg location(s):	CA, CT, FL




Integrity XC-12



Height:	.875" / 22.2mm
Width:	12" / 305mm
Galvalume:	22, 20, 18 Ga
Aluminum:	.040, .050
Stainless steel:	24, 22 Ga
Zinc:	0.8mm, 1.0mm
Copper:	16, 20 oz.
Perforated:	Yes*
Mfg location(s):	CA, CT, FL



Integrity XD-12



Height:	.875" / 22.2mm
Width:	12" / 305mm
Galvalume:	22, 20, 18 Ga
Aluminum:	.040, .050
Stainless steel:	24, 22 Ga
Zinc:	0.8mm, 1.0mm
Copper:	16, 20 oz.
Perforated:	Yes*
Mfg location(s):	CA, CT, FL

*Please see perforated section for details.



Integrity XE-12



Height:	.875" / 22.2mm
Width:	12" / 305mm
Galvalume:	24, 22, 20, 18 Ga
Aluminum:	.032, .040, .050
Stainless steel:	24, 22 Ga
Zinc:	0.8mm, 1.0mm
Copper:	16, 20 oz.
Perforated:	Yes*
Mfg location(s):	CA, CT, FL



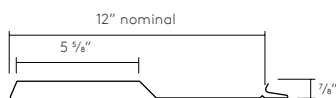
Integrity XF-12



Height:	.875" / 22.2mm
Width:	12" / 305mm
Galvalume:	24, 22, 20, 18 Ga
Aluminum:	.032, .040, .050
Stainless steel:	24, 22 Ga
Zinc:	0.8mm, 1.0mm
Copper:	16, 20 oz.
Perforated:	Yes*
Mfg location(s):	CA, CT, FL



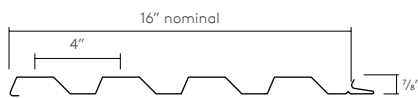
Integrity XG-12



Height:	.875" / 22.2mm
Width:	12" / 305mm
Galvalume:	24, 22, 20, 18 Ga
Aluminum:	.032, .040, .050
Stainless steel:	24, 22 Ga
Zinc:	0.8mm, 1.0mm
Copper:	16, 20 oz.
Perforated:	Yes*
Mfg location(s):	CA, CT, FL



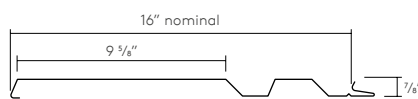
Integrity X-16



Height:	.875" / 22.2mm
Width:	16" / 406mm
Galvalume:	24, 22, 20, 18 Ga
Aluminum:	.032, .040, .050
Stainless steel:	24, 22 Ga
Zinc:	0.8mm, 1.0mm
Copper:	16, 20 oz.
Perforated:	Yes*
Mfg location(s):	CA, CT, FL



Integrity XA-16

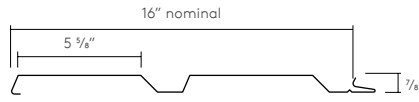


Height:	.875" / 22.2mm
Width:	16" / 406mm
Galvalume:	22, 20, 18 Ga
Aluminum:	.040, .050
Stainless steel:	24, 22 Ga
Zinc:	0.8mm, 1.0mm
Copper:	16, 20 oz.
Perforated:	Yes*
Mfg location(s):	CA, CT, FL

*Please see perforated section for details.



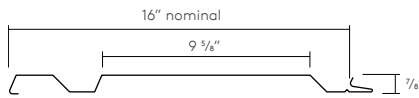
Integrity XAB-16



Height:	.875" / 22.2mm
Width:	16" / 406mm
Galvalume:	22, 20, 18 Ga
Aluminum:	.040, .050
Stainless steel:	24, 22 Ga
Zinc:	0.8mm, 1.0mm
Copper:	16, 20 oz.
Options:	Perforated*
Mfg location(s):	CA, CT, FL



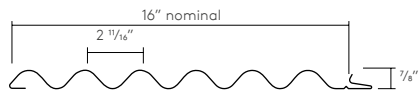
Integrity XB-16




Height:	.875" / 22.2mm
Width:	16" / 406mm
Galvalume:	22, 20, 18 Ga
Aluminum:	.040, .050
Stainless steel:	24, 22 Ga
Zinc:	0.8mm, 1.0mm
Copper:	16, 20 oz.
Options:	Perforated*
Mfg location(s):	CA, CT, FL



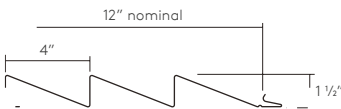
Integrity S-16



Height:	.875" / 22.2mm
Width:	16" / 406mm
Galvalume:	24, 22, 20, 18 Ga
Aluminum:	.032, .040, .050
Stainless steel:	24, 22 Ga
Zinc:	0.8mm, 1.0mm
Copper:	16, 20 oz.
Options:	Perforated*
Mfg location(s):	CA, CT




Pulse P-1



Height:	1.5" / 38.1mm
Width:	12" / 305mm
Galvalume:	24, 22, 20, 18 Ga
Aluminum:	.032, .040, .050
Stainless steel:	24, 22 Ga
Zinc:	0.8mm, 1.0mm
Copper:	16, 20 oz.
Options:	Perforated*
Mfg location(s):	CA, CT



Pulse P-2

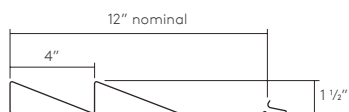


Height:	1.5" / 38.1mm
Width:	12" / 305mm
Galvalume:	22, 20, 18 Ga
Aluminum:	.040, .050
Stainless steel:	24, 22 Ga
Zinc:	0.8mm, 1.0mm
Copper:	16, 20 oz.
Options:	Perforated*
Mfg location(s):	CA, CT

*Please see perforated section for details.



Pulse P-3



Height:	1.5" / 38.1mm
Width:	12" / 305mm
Galvalume:	24, 22, 20, 18 Ga
Aluminum:	.032, .040, .050
Stainless steel:	24, 22 Ga
Zinc:	0.8mm, 1.0mm
Copper:	16, 20 oz.
Options:	Perforated*
Mfg location(s):	CA, CT



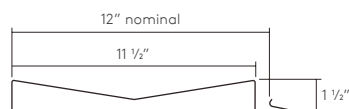
Pulse P-4



Height:	1.5" / 38.1mm
Width:	12" / 305mm
Galvalume:	24, 22, 20, 18 Ga
Aluminum:	.032, .040, .050
Stainless steel:	24, 22 Ga
Zinc:	0.8mm, 1.0mm
Copper:	16, 20 oz.
Options:	Perforated*
Mfg location(s):	CA, CT



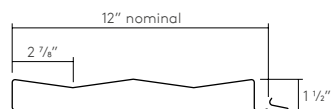
Pulse P-9



Height:	1.5" / 38.1mm
Width:	12" / 305mm
Galvalume:	24, 22, 20, 18 Ga
Aluminum:	.032, .040, .050
Stainless steel:	24, 22 Ga
Zinc:	0.8mm, 1.0mm
Copper:	16, 20 oz.
Options:	Perforated*
Mfg location(s):	CA, CT



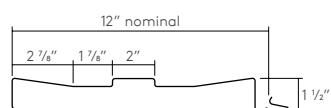
Pulse P-10



Height:	1.5" / 38.1mm
Width:	12" / 305mm
Galvalume:	24, 22, 20, 18 Ga
Aluminum:	.032, .040, .050
Stainless steel:	24, 22 Ga
Zinc:	0.8mm, 1.0mm
Copper:	16, 20 oz.
Options:	Perforated*
Mfg location(s):	CT



Pulse P-11




Height:	1.5" / 38.1mm
Width:	12" / 305mm
Galvalume:	24, 22, 20, 18 Ga
Aluminum:	.032, .040, .050
Stainless steel:	24, 22 Ga
Zinc:	0.8mm, 1.0mm
Copper:	16, 20 oz.
Options:	Perforated*
Mfg location(s):	CT

*Please see perforated section for details.

Exposed Fastener Series





Whether it's the traditional wave profiles or the bold ribbed profiles, there are many interesting design options available.

Exposed fastener panels are used on every type of building today.



- Seventeen unique profiles
- Overlapping side joint design
- Weather resistant or rainscreen rear ventilated application
- Ideal for new or retrofit projects
- Smooth surface standard, stucco embossed texture optional
- Painted and natural finishes
- Standard and custom perforated options

Panel Depth:

.5" (13mm) to 4" (102mm)

Cover Width:

24" (610mm) to 40" (1016mm) nominal

Lengths:

5' (1.52m) to 30' (9.14m) standard.
Shorter and longer lengths available

Galvalume® / Zinalume®

Painted Steel Options:

18 GA (1.19mm) / 20 GA (1.0mm) /
22 GA (0.80mm) / 24 GA (0.60mm)

Aluminum Options:

.032" (0.80mm) / .040" (1mm) / .050" (1.27mm)

Stainless Steel Options:

20 GA (1.0mm) / 22 GA (0.80mm) /
24 GA (0.60mm)

Zinc Options:

20 GA (1.0mm) / 22 GA (0.8mm)

Natural Copper Options:

20 oz. / 16 oz.

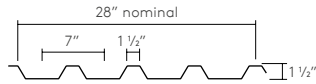
Application:

Horizontal or vertical

Please go to Morincorp.com for updates and latest product information.



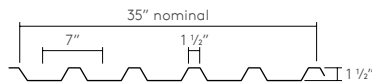
Exposed BR-28 Profile A



Height:	1.5" / 38.1mm
Width:	28" / 711mm
Galvalume:	24, 22, 20, 18 Ga
Aluminum:	.032, .040, .050
Stainless steel:	24, 22, 20 Ga
Zinc:	0.8mm, 1.0mm
Copper:	16, 20 oz.
Options:	Perforated*
Mfg location(s):	CT, FL



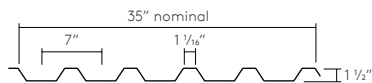
Exposed BR-35 Profile A




Height:	1.5" / 38.1mm
Width:	35" / 889mm
Galvalume:	24, 22, 20, 18 Ga
Aluminum:	.032, .040, .050
Stainless steel:	24, 22, 20 Ga
Zinc:	0.8mm, 1.0mm
Copper:	16, 20 oz.
Options:	Perforated*
Mfg location(s):	FL



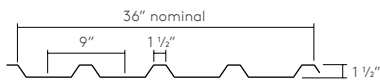
Exposed BR7-35 Profile A



Height:	1.5" / 38.1mm
Width:	35" / 889mm
Galvalume:	24, 22, 20, 18 Ga
Aluminum:	.032, .040, .050
Stainless steel:	24, 22, 20 Ga
Zinc:	0.8mm, 1.0mm
Copper:	16, 20 oz.
Options:	Perforated*
Mfg location(s):	CA



Exposed BR9-36 Profile A



Height:	1.5" / 38.1mm
Width:	36" / 914mm
Galvalume:	24, 22, 20, 18 Ga
Aluminum:	.032, .040, .050
Stainless steel:	24, 22, 20 Ga
Zinc:	0.8mm, 1.0mm
Copper:	16, 20 oz.
Options:	Perforated*
Mfg location(s):	CA



Exposed C-29 Profile A

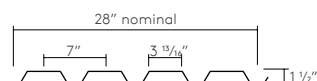


Height:	.875" / 22.2mm
Width:	29" / 737mm
Galvalume:	24, 22, 20, 18 Ga
Aluminum:	.032, .040, .050
Stainless steel:	24, 22, 20 Ga
Zinc:	0.8mm, 1.0mm
Copper:	16, 20 oz.
Options:	Perforated*
Mfg location(s):	CA, CT, FL

*Please see perforated section for details.
Some profiles may vary slightly by location, see web site for details.



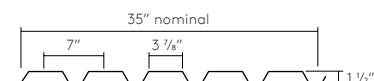
Exposed BR-28 Profile B



Height:	1.5" / 38.1mm
Width:	28" / 711mm
Galvalume:	24, 22, 20, 18 Ga
Aluminum:	.032, .040, .050
Stainless steel:	24, 22, 20 Ga
Zinc:	0.8mm, 1.0mm
Copper:	16, 20 oz.
Options:	Perforated*
Mfg location(s):	CT, FL



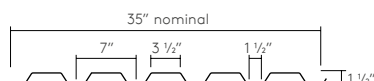
Exposed BR-35 Profile B



Height:	1.5" / 38.1mm
Width:	35" / 889mm
Galvalume:	24, 22, 20, 18 Ga
Aluminum:	.032, .040, .050
Stainless steel:	24, 22, 20 Ga
Zinc:	0.8mm, 1.0mm
Copper:	16, 20 oz.
Options:	Perforated*
Mfg location(s):	FL



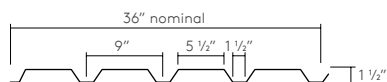
Exposed BR7-35 Profile B



Height:	1.5" / 38.1mm
Width:	35" / 889mm
Galvalume:	24, 22, 20, 18 Ga
Aluminum:	.032, .040, .050
Stainless steel:	24, 22, 20 Ga
Zinc:	0.8mm, 1.0mm
Copper:	16, 20 oz.
Options:	Perforated*
Mfg location(s):	CA



Exposed BR9-36 Profile B



Height:	1.5" / 38.1mm
Width:	36" / 914mm
Galvalume:	24, 22, 20, 18 Ga
Aluminum:	.032, .040, .050
Stainless steel:	24, 22, 20 Ga
Zinc:	0.8mm, 1.0mm
Copper:	16, 20 oz.
Options:	Perforated*
Mfg location(s):	CA



Exposed C-29 Profile B

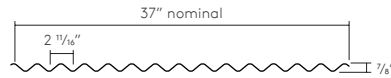


Height:	.875" / 22.2mm
Width:	29" / 737mm
Galvalume:	24, 22, 20, 18 Ga
Aluminum:	.032, .040, .050
Stainless steel:	24, 22, 20 Ga
Zinc:	0.8mm, 1.0mm
Copper:	16, 20 oz.
Options:	Perforated*
Mfg location(s):	CA, CT, FL

*Please see perforated section for details.
Some profiles may vary slightly by location, see web site for details.



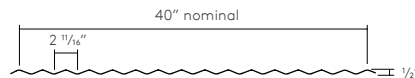
Exposed C-37 Profile A



Height:	.875" / 22.2mm
Width:	37" / 940mm
Galvalume:	24, 22, 20, 18 Ga
Aluminum:	.032, .040, .050
Stainless steel:	24, 22, 20 Ga
Zinc:	0.8mm, 1.0mm
Copper:	16, 20 oz.
Options:	Perforated*
Mfg location(s):	CA, FL



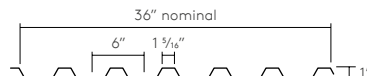
Exposed C-40 Profile A



Height:	.5" / 12.7mm
Width:	40" / 1016mm
Galvalume:	24, 22, 20, 18 Ga
Aluminum:	.032, .040, .050
Stainless Steel:	24, 22, 20 Ga
Zinc:	0.8mm, 1.0mm
Copper:	16, 20 oz.
Options:	Perforated*
Mfg location(s):	CA, CT



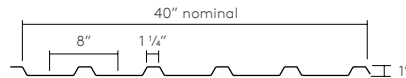
Exposed E-36 Profile A




Height:	1" / 25.4mm
Width:	36" / 914mm
Galvalume:	24, 22, 20, 18 Ga
Aluminum:	.032, .040, .050
Stainless steel:	24, 22, 20 Ga
Zinc:	0.8mm, 1.0mm
Copper:	16, 20 oz.
Options:	Perforated*
Mfg location(s):	CA



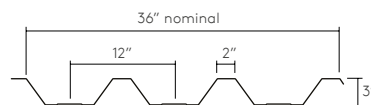
Exposed E8-40 Profile A



Height:	1" / 25.4mm
Width:	40" / 1016mm
Galvalume:	24, 22, 20, 18 Ga
Aluminum:	.032, .040, .050
Stainless steel:	24, 22, 20 Ga
Zinc:	0.8mm, 1.0mm
Copper:	16, 20 oz.
Options:	Perforated*
Mfg location(s):	CA



Exposed MR-36 Profile A



Height:	3" / 76.2mm
Width:	36" / 914mm
Galvalume:	24, 22, 20, 18 Ga
Aluminum:	.032, .040, .050
Stainless Steel:	24, 22, 20 Ga
Zinc:	0.8mm, 1.0mm
Copper:	16, 20 oz.
Options:	Perforated*
Mfg location(s):	CA, CT

*Please see perforated section for details.
Some profiles may vary slightly by location, see web site for details.



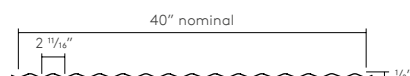
Exposed C-37 Profile B



Height:	.875" / 22.2mm
Width:	37" / 940mm
Galvalume:	24, 22, 20, 18 Ga
Aluminum:	.032, .040, .050
Stainless steel:	24, 22, 20 Ga
Zinc:	0.8mm, 1.0mm
Copper:	16, 20 oz.
Options:	Perforated*
Mfg location(s):	CA, FL



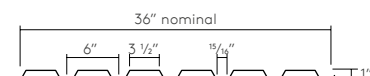
Exposed C-40 Profile B



Height:	.5" / 12.7mm
Width:	40" / 1016mm
Galvalume:	24, 22, 20, 18 Ga
Aluminum:	.032, .040, .050
Stainless steel:	24, 22, 20 Ga
Zinc:	0.8mm, 1.0mm
Copper:	16, 20 oz.
Options:	Perforated*
Mfg location(s):	CA, CT



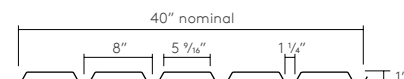
Exposed E-36 Profile B



Height:	1" / 25.4mm
Width:	36" / 914mm
Galvalume:	24, 22, 20, 18 Ga
Aluminum:	.032, .040, .050
Stainless steel:	24, 22, 20 Ga
Zinc:	0.8mm, 1.0mm
Copper:	16, 20 oz.
Options:	Perforated*
Mfg location(s):	CA



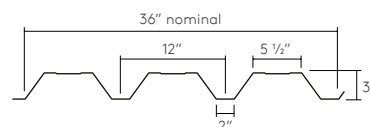
Exposed E8-40 Profile B



Height:	1" / 25.4mm
Width:	40" / 1016mm
Galvalume:	24, 22, 20, 18 Ga
Aluminum:	.032, .040, .050
Stainless steel:	24, 22, 20 Ga
Zinc:	0.8mm, 1.0mm
Copper:	16, 20 oz.
Options:	Perforated*
Mfg location(s):	CA



Exposed MR-36 Profile B

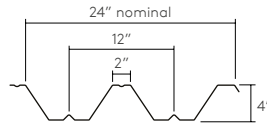


Height:	3" / 76.2mm
Width:	36" / 914mm
Galvalume:	24, 22, 20, 18 Ga
Aluminum:	.032, .040, .050
Stainless steel:	24, 22, 20 Ga
Zinc:	0.8mm, 1.0mm
Copper:	16, 20 oz.
Options:	Perforated*
Mfg location(s):	CA, CT

*Please see perforated section for details.
Some profiles may vary slightly by location, see web site for details.



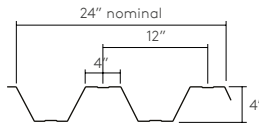
Exposed O-24-E Profile A



Height:	4" / 101.6mm
Width:	24" / 610mm
Galvalume:	24, 22, 20, 18 Ga
Aluminum:	.032, .040, .050
Stainless steel:	24, 22, 20 Ga
Zinc:	0.8mm, 1.0mm
Copper:	16, 20 oz.
Options:	Perforated*
Mfg location(s):	CT



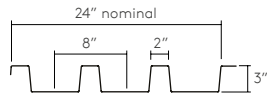
Exposed O-24-W Profile A



Height:	4" / 101.6mm
Width:	24" / 610mm
Galvalume:	24, 22, 20, 18 Ga
Aluminum:	.032, .040, .050
Stainless steel:	24, 22, 20 Ga
Zinc:	0.8mm, 1.0mm
Copper:	16, 20 oz.
Options:	Perforated*
Mfg location(s):	CA



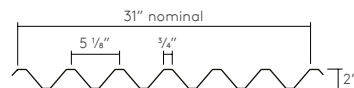
Exposed U-24 Profile A



Height:	3" / 76.2mm
Width:	24" / 610mm
Galvalume:	24, 22, 20, 18 Ga
Aluminum:	.032, .040, .050
Stainless steel:	24, 22, 20 Ga
Zinc:	0.8mm, 1.0mm
Copper:	16, 20 oz.
Options:	Perforated*
Mfg location(s):	CA



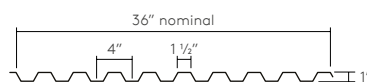
Exposed VB-31 Profile A



Height:	2" / 50.8mm
Width:	31" / 787mm
Galvalume:	24, 22, 20, 18 Ga
Aluminum:	.032, .040, .050
Stainless steel:	24, 22, 20 Ga
Zinc:	0.8mm, 1.0mm
Copper:	16, 20 oz.
Options:	Perforated*
Mfg location(s):	FL



Exposed VB-36 Profile A

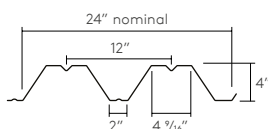


Height:	1" / 25.4mm
Width:	36" / 914mm
Galvalume:	24, 22, 20, 18 Ga
Aluminum:	.032, .040, .050
Stainless steel:	24, 22, 20 Ga
Zinc:	0.8mm, 1.0mm
Copper:	16, 20 oz.
Options:	Perforated*
Mfg location(s):	CA

*Please see perforated section for details.
Some profiles may vary slightly by location, see web site for details.



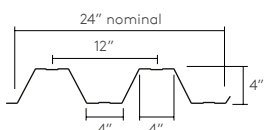
Exposed O-24-E Profile B



Height:	4" / 101.6mm
Width:	24" / 610mm
Galvalume:	24, 22, 20, 18 Ga
Aluminum:	.032, .040, .050
Stainless steel:	24, 22, 20 Ga
Zinc:	0.8mm, 1.0mm
Copper:	16, 20 oz.
Options:	Perforated*
Mfg location(s):	CT



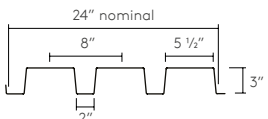
Exposed O-24-W Profile B



Height:	4" / 101.6mm
Width:	24" / 610mm
Galvalume:	24, 22, 20, 18 Ga
Aluminum:	.032, .040, .050
Stainless steel:	24, 22, 20 Ga
Zinc:	0.8mm, 1.0mm
Copper:	16, 20 oz.
Options:	Perforated*
Mfg location(s):	CA



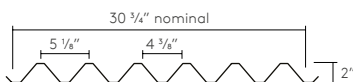
Exposed U-24 Profile B



Height:	3" / 76.2mm
Width:	24" / 610mm
Galvalume:	24, 22, 20, 18 Ga
Aluminum:	.032, .040, .050
Stainless steel:	24, 22, 20 Ga
Zinc:	0.8mm, 1.0mm
Copper:	16, 20 oz.
Options:	Perforated*
Mfg location(s):	CA



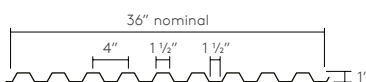
Exposed VB-31 Profile B



Height:	2" / 50.8mm
Width:	31" / 787mm
Galvalume:	24, 22, 20, 18 Ga
Aluminum:	.032, .040, .050
Stainless steel:	24, 22, 20 Ga
Zinc:	0.8mm, 1.0mm
Copper:	16, 20 oz.
Options:	Perforated*
Mfg location(s):	FL



Exposed VB-36 Profile B

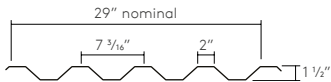


Height:	1" / 25.4mm
Width:	36" / 914mm
Galvalume:	24, 22, 20, 18 Ga
Aluminum:	.032, .040, .050
Stainless steel:	24, 22, 20 Ga
Zinc:	0.8mm, 1.0mm
Copper:	16, 20 oz.
Options:	Perforated*
Mfg location(s):	CA

*Please see perforated section for details.
Some profiles may vary slightly by location, see web site for details.



Exposed Y-29
Profile A



Height:	1.5" / 38.1mm
Width:	29" / 737mm
Galvalume:	24, 22, 20, 18 Ga
Aluminum:	.032, .040, .050
Stainless steel:	24, 22, 20 Ga
Zinc:	0.8mm, 1.0mm
Copper:	16, 20 oz.
Options:	Perforated*
Mfg location(s):	CA, CT, FL



Exposed Y-36
Profile A



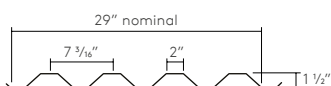
Height:	1.5" / 38.1mm
Width:	36" / 914mm
Galvalume:	24, 22, 20, 18 Ga
Aluminum:	.032, .040, .050
Stainless steel:	24, 22, 20 Ga
Zinc:	0.8mm, 1.0mm
Copper:	16, 20 oz.
Options:	Perforated*
Mfg location(s):	CA, CT, FL



*Please see perforated section for details.
Some profiles may vary slightly by location, see web site for details.



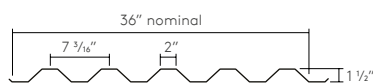
Exposed Y-29 Profile B




Height:	1.5" / 38.1mm
Width:	29" / 737mm
Galvalume:	24, 22, 20, 18 Ga
Aluminum:	.032, .040, .050
Stainless steel:	24, 22, 20 Ga
Zinc:	0.8mm, 1.0mm
Copper:	16, 20 oz.
Options:	Perforated*
Mfg location(s):	CA, CT, FL



Exposed Y-36 Profile B



Height:	1.5" / 38.1mm
Width:	36" / 914mm
Galvalume:	24, 22, 20, 18 Ga
Aluminum:	.032, .040, .050
Stainless steel:	24, 22, 20 Ga
Zinc:	0.8mm, 1.0mm
Copper:	16, 20 oz.
Options:	Perforated*
Mfg location(s):	CA, CT, FL



*Please see perforated section for details.
Some profiles may vary slightly by location, see web site for details.



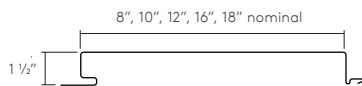


Classic Series

The Original Morin Flush Panel



Classic F Series

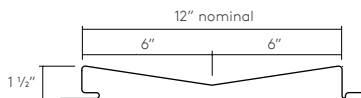


Panels wider than 12\" may require stiffening ribs.


Height:	1.5"
Width:	8", 10", 12", 16", 18"
Galvalume:	22, 20, 18 Ga
Aluminum:	.040, .050
Stainless steel:	22, 20 Ga
Zinc:	0.8mm, 1.0mm
Copper:	16, 20 oz.
Options:	Perforated*
Mfg location(s):	CA, CT, FL



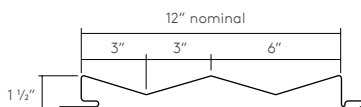
Classic W-12



Height:	1.5"
Width:	12"
Galvalume:	24, 22, 20, 18 Ga
Aluminum:	.032, .040, .050
Stainless steel:	24, 22, 20 Ga
Zinc:	0.8mm, 1.0mm
Copper:	16, 20 oz.
Options:	Perforated*
Mfg location(s):	CA, CT



Classic Z-12



Height:	1.5"
Width:	12"
Galvalume:	24, 22, 20, 18 Ga
Aluminum:	.032, .040, .050
Stainless steel:	24, 22, 20 Ga
Zinc:	0.8mm, 1.0mm
Copper:	16, 20 oz.
Options:	Perforated*
Mfg location(s):	CA, CT

*Please see perforated section for details.




With a common side joint the designer can mix and match panel profiles throughout the facade, creating the exact desired effect. Panels may be installed vertically, horizontally, or in combination.

The Classic Series Flush Panels are the original concealed clip and fastener series by Morin, featuring our flush panel in varying widths as well as our classic chevron profiles. A key feature this series offers is the option to add stiffening ribs or striations on the face of the panels.

Classic Series Trimless Ends

All of the Classic Series F-Panels are available with trimless ends for a premium cassette style facade.



Clip Detail

Individual clip



Continuous clip



- Concealed clip and fastener design
- Weather resistant or rainscreen rear ventilated application
- Smooth surface standard; stucco embossed, textured or perforated optional
- Painted and natural finishes
- Optional factory caulking available

Panel Depth:

1.5" (38mm)

Cover Width:

12" (305mm) to 18" (457mm) nominal

Lengths:

5' (1.52m) to 20' (6.10m) standard.
Shorter and longer lengths available

Galvalume® / Zinalume®

Painted Steel Options:

18 GA (1.19mm) / 20 GA (1.0mm)
22 GA (0.80mm) / 24 GA (0.60mm)

Aluminum Options:

.032" (0.80mm) / .040" (1mm) / .050" (1.27mm)

Stainless Steel Options:

20 GA (1.0mm) / 22 GA (0.80mm) /
24 GA (0.60mm)

Zinc Options:

20 GA (1.0mm) / 22 GA (0.8mm)

Natural Copper Options:

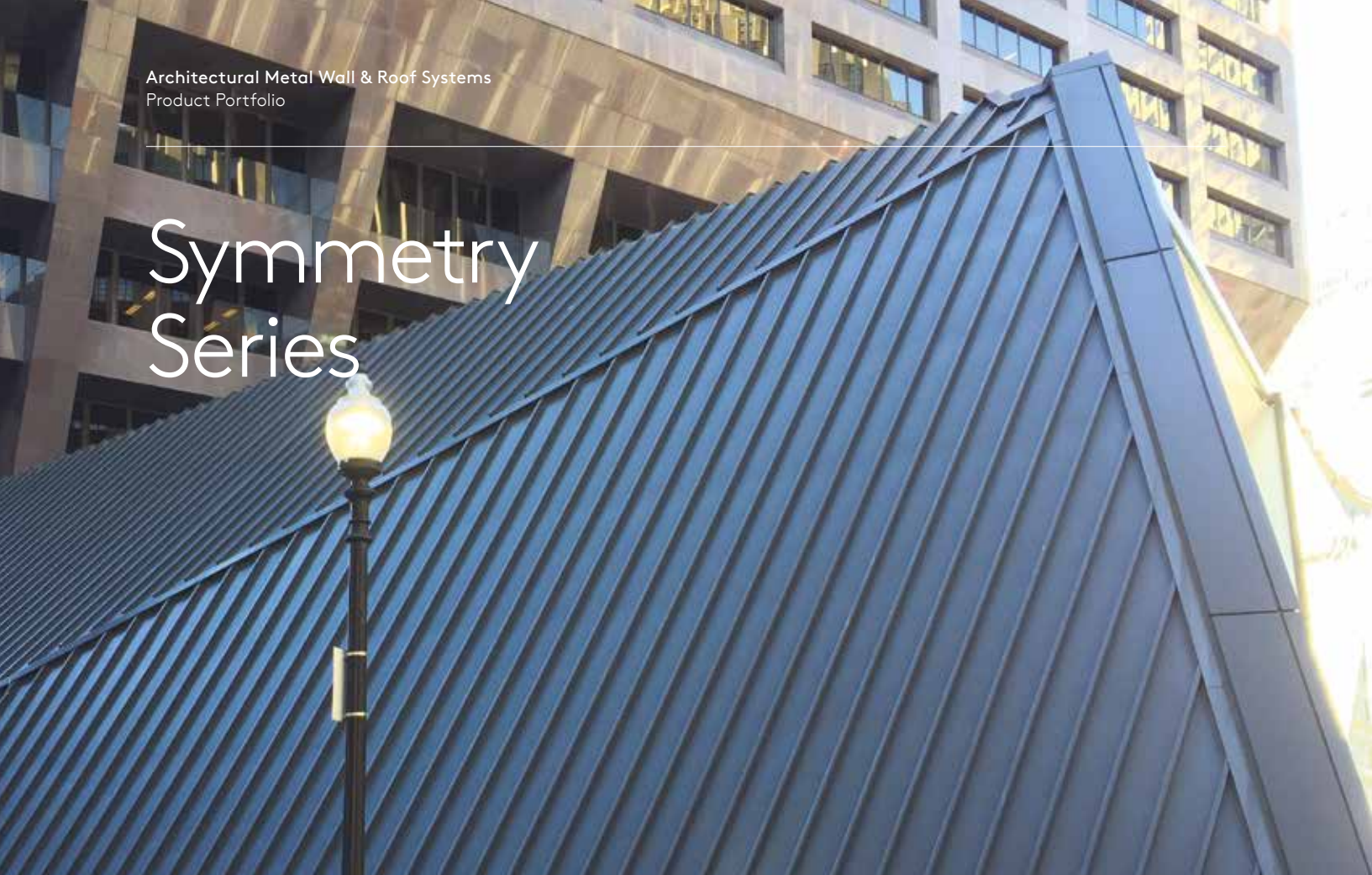
20 oz. / 16 oz.

Application:

Horizontal or vertical

Please go to Morincorp.com for updates and latest product information.

Symmetry Series





The Symmetry® system is a batten seamed roof system tested to withstand the toughest environments. The identical "T" shaped joints allows for easy panel install and replacement, allowance for thermal movement, and significant wind uplift resistance.



- Significant wind uplift capability
- On-site roll-forming in lengths up to 300'
- Symmetry panels have the same interlocking clip leg on each side, so two directional install is possible
- Symmetry roof panel (1.5" seam height) can be used on roof slope as low as 1:12. Symmetry roof panel (2", 2.5" and 3" seam height) can be used on roof slopes as low as 1/2:12
- Panel replacement is easier and less expensive with a symmetrical panel
- Symmetry panel clips are designed to allow unlimited thermal movement
- Symmetry panels are ideal for roofs with complex geometry
- Painted and natural finishes

Panel Depth:
1.5" (38mm) to 3" (76mm)

Cover Width:
12" (305mm) to 18" (457mm) nominal

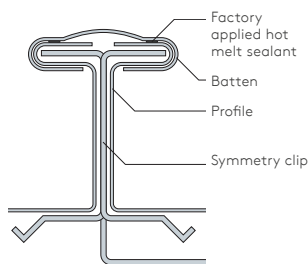
Lengths:
5' (1.52m) to 30' (9.14m) standard.

Job-Site Roll Forming:
Panels can be made on-site to exact lengths.

**Galvalume® / Zinalume®
Painted Steel Options:**
20 GA (1.0mm) / 22 GA (0.80mm) /
24 GA (0.60mm)

Aluminum Options:
.032" (0.80mm) / .040" (1mm) / .050" (1.27mm)

Symmetry Joint



Clip

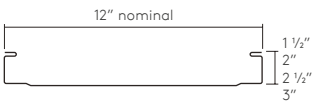


The panel is symmetrical and does not lap over adjacent panels, it is joined together with a mechanically seamed cap (batten) allowing for center panel replacement.

Please go to Morincorp.com for updates and latest product information.



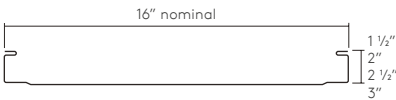
SYM-12-0



Height:	1.5", 2", 2.5", 3"
Width:	12"
Galvalume:	24, 22, 20 Ga
Aluminum:	.032, .040, .050



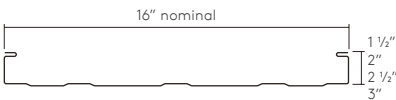
SYM-16-0



Height:	1.5", 2", 2.5", 3"
Width:	16"
Galvalume:	24, 22, 20 Ga
Aluminum:	.032, .040, .050



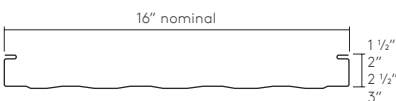
SYM-16-3



Height:	1.5", 2", 2.5", 3"
Width:	16"
Galvalume:	24, 22, 20 Ga
Aluminum:	.032, .040, .050
Options:	3 rib



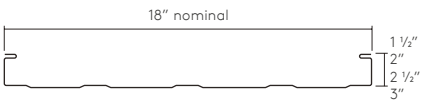
SYM-16-S



Height:	1.5", 2", 2.5", 3"
Width:	16"
Galvalume:	24, 22, 20 Ga
Aluminum:	.032, .040, .050
Options:	Striated



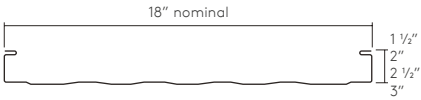
SYM-18-3



Height:	1.5", 2", 2.5", 3"
Width:	18"
Galvalume:	24, 22, 20 Ga
Aluminum:	.032, .040, .050
Options:	3 rib




SYM-18-S



Height:	1.5", 2", 2.5", 3"
Width:	18"
Galvalume:	24, 22, 20 Ga
Aluminum:	.032, .040, .050
Options:	Striated

SLR Series



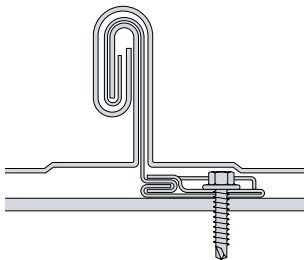


With versatile design selections and superior strength capabilities, the SLR Series provides architectural solutions for any project. SLR panels are standing seam roofing panels that can transition to wall.

It is available in a variety of widths, rib, striations, and embossing options with a tight seam joinery making it strong, durable and ideal for environmentally challenging areas. The SLR panel also works well in curved applications, metal walls or a low slope roof. This flexible panel can offer solutions to many project needs.



Assembly
(180° Shown)



Clip



- All PVDF finishes available
- Down to 1/2:12 minimum roof slope (double lock) and 3/4:12 minimum roof slope (single lock)
- Factory caulking is standard

Panel Depth:
2" (50.8mm)

Cover Width:
12" (305mm) – 18" (457mm) nominal

Lengths:
5' (1.52m) to 30' (9.14m) standard.
Shorter and longer lengths available

Job-Site Roll Forming:
Panels can be made on-site to exact lengths.

Galvalume® / Zinalume®
Painted Steel Options:
20 GA (1.0mm) / 22 GA (0.8mm) /
24 GA (0.60mm)

Aluminum Options:
.040" (1.0mm) / .032" (0.8mm)

Stainless Steel Options:
24 GA (0.60mm)

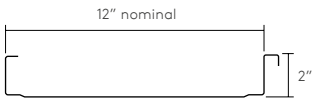
Zinc Options:
20 GA (1.0mm) / 22 GA (0.8mm)

Natural Copper Options:
20 oz. / 16 oz.

Please go to Morincorp.com for updates and latest product information.



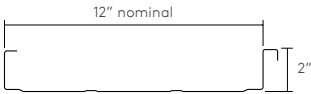
SLR-12-0



Height:	2" / 50.8mm*
Width:	12" / 305mm
Galvalume:	24, 22, 20 Ga
Aluminum:	.032, .040
Stainless steel:	24 Ga
Zinc:	0.8mm, 1.0mm
Copper:	16, 20 oz.




SLR-12-2



Height:	2" / 50.8mm*
Width:	12" / 305mm
Galvalume:	24, 22, 20 Ga
Aluminum:	.032, .040
Stainless steel:	24 Ga
Zinc:	0.8mm, 1.0mm
Copper:	16, 20 oz.
Options:	2 rib



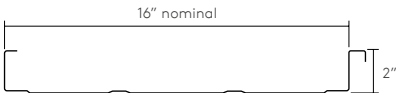
SLR-16-0



Height:	2" / 50.8mm*
Width:	16" / 406mm
Galvalume:	24, 22, 20 Ga
Aluminum:	.032, .040
Stainless steel:	24 Ga
Zinc:	0.8mm, 1.0mm
Copper:	16, 20 oz.




SLR-16-2



Height:	2" / 50.8mm*
Width:	16" / 406mm
Galvalume:	24, 22, 20 Ga
Aluminum:	.032, .040
Stainless steel:	24 Ga
Zinc:	0.8mm, 1.0mm
Copper:	16, 20 oz.
Options:	2 rib



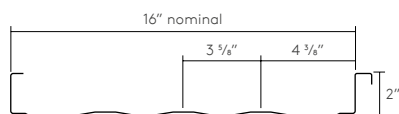
SLR-16-3



Height:	2" / 50.8mm*
Width:	16" / 406mm
Galvalume:	24, 22, 20 Ga
Aluminum:	.032, .040
Stainless steel:	24 Ga
Zinc:	0.8mm, 1.0mm
Copper:	16, 20 oz.
Options:	3 rib




SLR-16-S



Height:	2" / 50.8mm*
Width:	16" / 406mm
Galvalume:	24, 22, 20 Ga
Aluminum:	.032, .040
Stainless steel:	24 Ga
Zinc:	0.8mm, 1.0mm
Copper:	16, 20 oz.
Options:	Striated



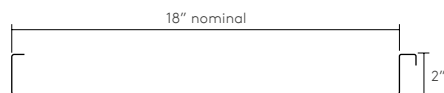
SLR-18-2



Height:	2" / 50.8mm*
Width:	18" / 457mm
Galvalume:	24, 22, 20 Ga
Aluminum:	.032, .040
Stainless steel:	24 Ga
Zinc:	0.8mm, 1.0mm
Copper:	16, 20 oz.
Options:	2 rib




SLR-18-3



Height:	2" / 50.8mm*
Width:	18" / 457mm
Galvalume:	24, 22, 20 Ga
Aluminum:	.032, .040
Stainless steel:	24 Ga
Zinc:	0.8mm, 1.0mm
Copper:	16, 20 oz.
Options:	3 rib



SLR-18-S



Height:	2" / 50.8mm*
Width:	18" / 457mm
Galvalume:	24, 22, 20 Ga
Aluminum:	.032, .040
Stainless steel:	24 Ga
Zinc:	0.8mm, 1.0mm
Copper:	16, 20 oz.
Options:	Striated

MorZip® Series




MZ-12-2



Height:	2.5" / 63.5mm
Width:	12" / 305mm
Galvalume:	24, 22, 20 Ga
Aluminum:	.032, .040, .050
Stainless steel:	24, 22, 20 Ga
Zinc:	0.8mm, 1.0mm
Copper:	16, 20 oz.
Options:	2 rib




MZ-16-2



Height:	2.5" / 63.5mm
Width:	16" / 406mm
Galvalume:	24, 22, 20 Ga
Aluminum:	.032, .040, .050
Stainless steel:	24, 22, 20 Ga
Zinc:	0.8mm, 1.0mm
Copper:	16, 20 oz.
Options:	2 rib



MZ-18-2



Height:	2.5" / 63.5mm
Width:	18" / 457mm
Galvalume:	24, 22, 20 Ga
Aluminum:	.032, .040, .050
Stainless steel:	24, 22, 20 Ga
Zinc:	0.8mm, 1.0mm
Copper:	16, 20 oz.
Options:	2 rib

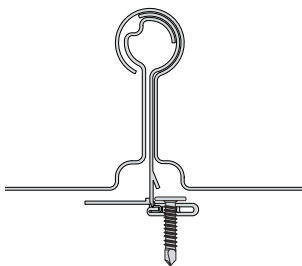


The MorZip® system offers unsurpassed weather tightness with slopes as low as 1/2:12. This system is ideal for projects that involve tapering and curving. Panels may be installed as roof, wall, or both.

MorZip® is our most versatile structural standing seam roof system often utilized for high profile projects.



Assembly Detail



Clip



- Mechanically seamed side lap provides unsurpassed weather tightness at slopes as low as 1/2:12
- Hidden clip fastening eliminates need for through fasteners
- Curving capabilities include convex lay-down and mechanical curve and concave mechanical curve
- Tapered options are either a curved tapered or a straight tapered MorZip® panel

Panel Depth:

2.5" (63.5mm)

Cover Width:

12" (305mm) – 18" (457mm) nominal

Lengths:

5' (1.52m) to 30' (9.14m) standard.
Shorter and longer lengths available

Job-Site Roll Forming:

Panels can be made on-site to exact lengths.

Galvalume® / Zinalume®

Painted Steel Options:

20 GA (1.0mm) / 22 GA (0.80mm) /
24 GA (0.60mm)

Aluminum Options:

.032" (0.80mm) / .040" (1mm) / .050" (1.27mm)

Stainless Steel Options:

20 GA (1.0mm) / 22 GA (0.80mm) /
24 GA (0.60mm)

Zinc Options:

20 GA (1.0mm) / 22 GA (0.8mm)


Natural Copper Options:

20 oz. / 16 oz.

Please go to Morincorp.com for updates and latest product information.


SWL Series





The SWL profile utilizes a minimalistic snap-lock seam design for simple installation. It is ideal for installing over a weatherproof barrier as an architectural panel to shed rainwater and achieve a sleek design intent.

The SWL profile comes in a variety of widths, rib striations and embossing options. The snap-lock joinery makes assembly easy and an optional batten can provide for a clean finished look. Concealed clip and fastener design are ideal for new or retrofit projects. Smooth surface, stucco embossed, striated and pencil ribs are available.



- All PVDF finishes available
- Down to 2:12 minimum roof slope (solid substrate)
- Factory caulking is standard

Panel Depth:
1.75" (44.45mm)

Cover Width:
12" (305mm) – 18" (457mm) nominal

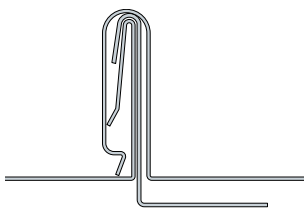
Lengths:
5' (1.52m) to 30' (9.14m) standard.
Shorter and longer lengths available

Job-Site Roll Forming:
Panels can be made on-site to exact lengths

**Galvalume® / Zinalume®
Painted Steel Options:**
22 GA (.76mm) / 24 GA (0.60mm)

Aluminum Options:
.040" (1mm) / .032" (0.813mm)

Assembly Detail



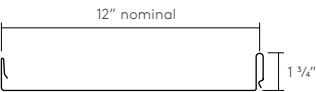
Clip



Please go to Morincorp.com for updates and latest product information.



SWL-12-0



Height:	1.75" / 44.4mm
Width:	12" / 305mm
Galvalume:	24, 22 Ga
Aluminum:	.032, .040



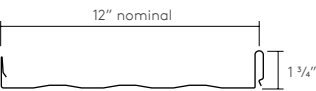
SWL-12-2



Height:	1.75" / 44.4mm
Width:	12" / 305mm
Galvalume:	24, 22 Ga
Aluminum:	.032, .040
Options:	2 rib



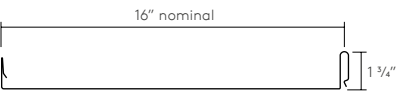
SWL-12-S



Height:	1.75" / 44.4mm
Width:	12" / 305mm
Galvalume:	24, 22 Ga
Aluminum:	.032, .040
Options:	Striated



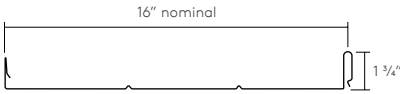
SWL-16-0



Height:	1.75" / 44.4mm
Width:	16" / 406mm
Galvalume:	24, 22 Ga
Aluminum:	.032, .040



SWL-16-2



Height:	1.75" / 44.4mm
Width:	16" / 406mm
Galvalume:	24, 22 Ga
Aluminum:	.032, .040
Options:	2 rib



SWL-16-S




Height:	1.75" / 44.4mm
Width:	16" / 406mm
Galvalume:	24, 22 Ga
Aluminum:	.032, .040
Options:	Striated



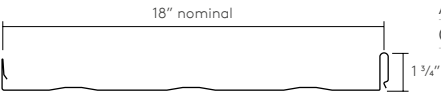
SWL-18-2



Height:	1.75" / 44.4mm
Width:	18" / 457mm
Galvalume:	24, 22 Ga
Aluminum:	.032, .040



SWL-18-S




Height:	1.75" / 44.4mm
Width:	18" / 457mm
Galvalume:	24, 22 Ga
Aluminum:	.032, .040
Options:	Striated

Primo Soffit Series

Primo Soffit Panel is available to complement our range of metal wall and roof systems.



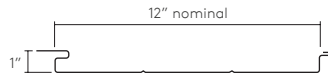
Primo PS-12




Height:	1" / 25.4mm
Width:	12" / 305mm
Galvalume:	24, 22 Ga
Aluminum:	.032, .040
Zinc:	0.8mm, 1.0mm
Copper:	16, 20 oz.



Primo PS-12-2



Height:	1" / 25.4mm
Width:	12" / 305mm
Galvalume:	24, 22 Ga
Aluminum:	.032, .040
Zinc:	0.8mm, 1.0mm
Copper:	16, 20 oz.
Options:	2 rib



Primo PSV-12



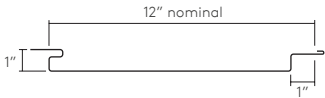
Height:	1" / 25.4mm
Width:	12" / 305mm
Galvalume:	24 Ga
Aluminum:	.032, .040
Zinc:	0.8mm, 1.0mm
Copper:	16, 20 oz.
Options:	Vented

Panel Depth: 1" (25mm).	Aluminum Options: .032" (0.80mm) / .040" (1mm)
Cover Width Options: 12" (305mm) Nominal	Zinc Options: 20 GA* (1.0mm) / 22 GA (0.80mm)
Lengths: 2' (0.61m) min. to 5' (1.52m) max.	Natural Copper Options: 20 oz. / 16 oz.
Surface Options: Smooth surface, 2 ribs, or vented.	Mfg Location(s): CT
Galvalume / Zincalume Painted Steel Options: 22 GA* (0.80mm) (non-vented) / 24 GA (0.60mm)	


Please go to Morincorp.com for updates and latest product information.



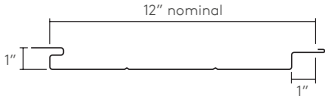
Primo PSR-12



Height:	1" / 25.4mm
Width:	12" / 305mm
Galvalume:	24, 22 Ga
Aluminum:	.032, .040
Zinc:	0.8mm, 1.0mm
Copper:	16, 20 oz.



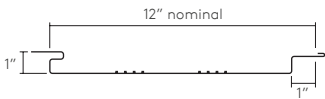
Primo PSR-12-2



Height:	1" / 25.4mm
Width:	12" / 305mm
Galvalume:	24, 22 Ga
Aluminum:	.032, .040
Zinc:	0.8mm, 1.0mm
Copper:	16, 20 oz.
Options:	2 rib, perforated*



Primo PSRV-12




Height:	1" / 25.4mm
Width:	12" / 305mm
Galvalume:	24 Ga
Aluminum:	.032, .040
Zinc:	0.8mm, 1.0mm
Copper:	16, 20 oz.
Options:	Vented

*Vent perforation not available on heavier gauges.

Perforated Panels

At Morin, we specialize in perforated panels that have a variety of functional and creative applications.



1/8" hole
3/8" spacing
10% open area

1/8" hole
1/4" spacing
23% open area

1/4" hole
1/2" spacing
23% open area

1/8" hole
7/32" spacing
30% open area


3/16" hole
5/16" spacing
33% open area

1/8" hole
3/16" spacing
40% open area



We constantly find new uses for perforations and are prepared to offer unique solutions for every design.

The many architectural applications of Morin perforated panels include passive solar shading, control of light and sound, screening in parking garages and stair towers, or to simply obscure mechanical equipment.



Suggested Applications

- Sunshade / light filtering
- Noise reduction
- Screening
- Airflow and ventilation
- Wind reduction
- Fencing and barriers

Suggested Materials and Gauges

- Aluminum – .032" / .040" / .050"
- Stainless steel – 24 / 22 / 20 gauge
- Zinc – 0.8 mm / 1.0 mm
(minimum hole size for zinc 3/16")

Check with your local Morin representative for all of our perforating capabilities.

All Morin profiles are available with perforations

Notes: All perforation patterns are shown with direction of coil / panel length from left to right.

Patterns shown are representative of scale. Physical samples are available upon request.

Color coating on both sides is available at an extra cost, otherwise backside will have a standard washcoat.

Material is painted prior to perforating.

Perforated galvalume is subject to rust in exterior conditions, available for interior applications only.

Custom perforation patterns are available. Contact Morin with your design ideas.

Please go to Morincorp.com for updates and latest product information including exact patterns and coil directions.

Color Options

Our range of color options provide the most durable surfaces and longest warranties. Custom color matching is available for unlimited design options.



High-performance finishes for every project. We understand that not just color, but quality matters. By using the latest color coating technology, we can provide long lasting color.

Morin has a range of solid standard colors formulated with a 2-coat 70% PVDF system. Or choose from Morin's premium colors, featuring mica and metallic coatings. Need a custom color match? We can match any color or any paint system to suit your design needs. Select a wood grain, textured, or special effects coating system to add dimension to any metal panel facade.



Morin proudly partners with Sherwin-Williams® paints to provide Sherwin-Williams' cool color palette – high-performance, sustainable finishes with many green benefits.

When applied to a roof, these select hues are able to contribute to several LEED® credits, including Sustainable Sites (SS) Credit: Heat Island Reduction.

These hues are intended to reduce heat islands (thermal gradient differences between developed and undeveloped areas) to minimize impact on micro-climates and human and wildlife habitat.

As required by LEED's Sustainable Sites (SS) Credit, Sherwin-Williams' cool color palette is ENERGY STAR compliant, specifying highly reflective and high-emissivity roofing (emissivity of at least 0.9 when tested in accordance with ASTM 408) for a minimum of 75% of the roof surface.

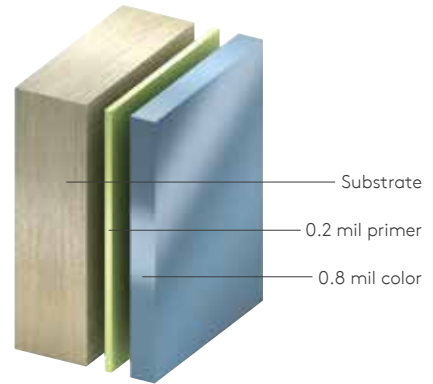
PROUDLY FINISHED WITH
SHERWIN-WILLIAMS®
Coil Coatings

Surrey Beige
SR:0.48 E:0.86 SRI:54

Morin Standard Paint Colors

Chromium Gray
SR:0.48 E:0.85 SRI:54

Two-coat Fluoropon® coatings (fluoropolymer) containing 70% polyvinylidene difluoride (PVDF) resins that meet or exceed the most rigorous ASTM and AAMA 2605 standards, providing exceptional durability for exterior metal building products.



Zinc Gray
SR:0.35 E:0.86 SRI:53

Information
and samples



Dove Gray
SR:0.47 E:0.86 SRI:53




Sandstone
SR:0.61 E:0.85 SRI:72

Regal White
SR:0.70 E:0.86 SRI:85

Ascot White
SR:0.69 E:0.85 SRI:83

Bone White
SR:0.69 E:0.84 SRI:83



Redwood*
SR:0.38 E:0.86 SRI:41

Colonial Red*
SR:0.32 E:0.86 SRI:33



Driftwood
SR:0.45 E:0.86 SRI:50

Parchment
SR:0.53 E:0.85 SRI:61


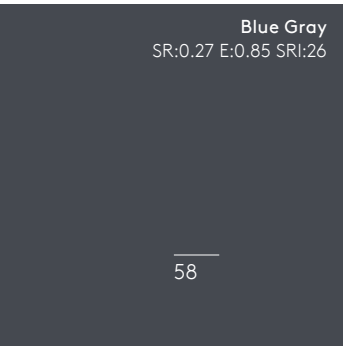
*Two-coat Illumipon® FEVE Coil Coatings provide superior weatherability and UV resistance making them ideal for long-life external use and are AAMA 2605 certified.

Antique Bronze
SR:0.43 E:0.86 SRI:61

Spartan Bronze
SR:0.31 E:0.85 SRI:31

Patina Green
SR:0.41 E:0.84 SRI:44

Dark Bronze
SR:0.29 E:0.88 SRI:30



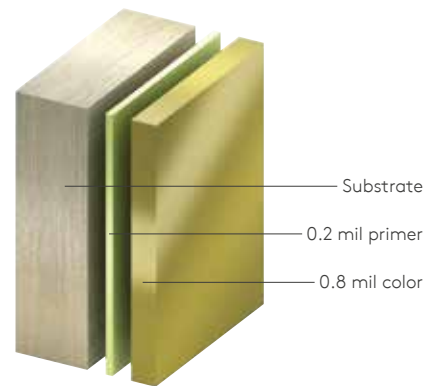
Mix and Match
Colors and Profiles

Silversmith
SR:0.53 E:0.82 SRI:60

Morin Premium Paint Colors

Champagne Bronze
SR:0.43 E:0.81 SRI:46

Fluorpon® Continuum™ is a metalescent brilliant color two-coat mica based fluoropolymer containing 70% polyvinylidene difluoride (PVDF) resins that meet or exceed the most rigorous ASTM and AAMA 2605 standards.



Champagne Pearl
SR:0.51 E:0.86 SRI:58

Information
and samples



Weathered Zinc
SR:0.35 E:0.86 SRI:37

Copper Penny
SR:0.49 E:0.87 SRI:56





Medium Gray
SR:0.36 E:0.85 SRI:38



Seafoam Green
SR:0.49 E:0.86 SRI:56



Champagne Gold
SR:0.51 E:0.85 SRI:58

Pewter
SR:0.40 E:0.86 SRI:43

Additional Options

Paint Systems

Application, location, and budget are all important factors to consider when selecting the paint system that is best for your project. Morin is here to guide you through all the options and make the process as simple as possible.

- Applications: Exterior metal building components, walls and roofing, composite panels, curtain walls
- Superior weathering /UV resistance
- Excellent chalk, fade and stain resistance
- Softer finish that can be modified through formulation – AAMA 2605 rated



Fluoropon 70% PVDF metal coating system from Sherwin Williams offers a range of advantages that make it a preferred choice for various applications. Firstly, its 70% polyvinylidene fluoride (PVDF) composition provides exceptional durability, ensuring long-lasting performance in harsh environments.

The coating system exhibits superior resistance to UV radiation, extreme weather conditions, and chemical exposure, thereby maintaining its vibrant color and gloss over an extended period.

Fluoropon 70% PVDF also offers excellent abrasion and corrosion resistance, protecting the underlying metal substrate from damage. Moreover, the coating system boasts exceptional color retention, reducing the need for frequent maintenance and repainting.

With its advanced technology and exceptional performance characteristics, Fluoropon 70% PVDF metal coating system ensures enhanced aesthetics, durability, and longevity for a wide range of architectural and industrial applications.

Custom Color Matches

Achieve virtually any tint, shade or finish quickly and accurately.

Morin makes it easy to add visual distinction and protection to your next project. To get started, contact us today.





Additional Information

- Check with your Morin representative for warranties and specifications for different paint systems.
- Colors in this brochure are representations of the actual color and should be used solely for design guidance. Physical metal color chips are available upon request.
- All finish options available for all panels.



Red Zinc

Natural Zinc Metal

Organic metal with a natural patina, long lasting, used as durable roof and wall material for centuries.


Zinc is great for eco-friendly construction since it requires less energy for production than other metals due to its lower melting point and it is completely recyclable since it can be produced from recycled materials taken from old structures.



Brown Zinc

Green Zinc

Anthra Zinc



Anodized Aluminum

Create a unique and stylish finish with unmatched corrosion resistance.

Anodized aluminum provides many inherent benefits including, cost and production efficiencies, beauty, versatility, and sustainability combined with durable luster.

Extensive color range available, contact us.



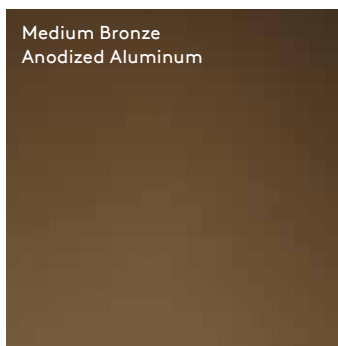
Clear Matt
Anodized Aluminum



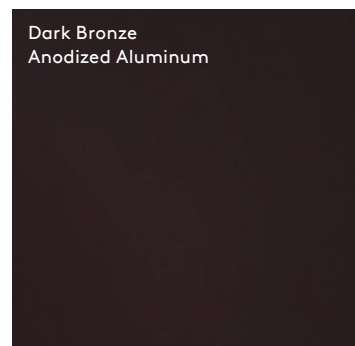
Black Matt
Anodized Aluminum




Medium Bronze
Anodized Aluminum




Dark Bronze
Anodized Aluminum



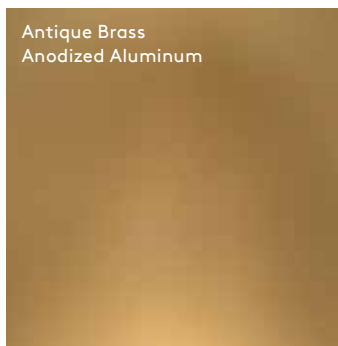
Copper Penny
Anodized Aluminum



Light Bronze
Anodized Aluminum



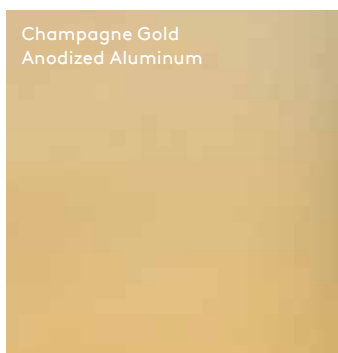
Antique Brass
Anodized Aluminum



Dark Copper
Anodized Aluminum




Champagne Gold
Anodized Aluminum



Silver White
Anodized Aluminum




Grande Rust



Limitless Custom Finish Options

Shown are a small sampling of ideas to expand your metal design options with visual textures and finishes. Our expertise can help support your creative freedom in design.

Contact us with your concept, we can help.



All colors and finishes are available in multiple sizes of folded end panels.


Golden Bamboo




Information
and samples



Venetian Pewter



Light Natural Walnut



Pickled Ironwood




Weathered Wood



Midnight Tarnish



Honey Teak



Advanced non-paint technique:
This project used custom folded
shapes and an accelerated
weathered steel to achieve a
custom profile, color and texture.




Black Oxide Steel



Midnight Oxide



Light Oak



Forged Steel



Vintage Medallion



Rustic Ridge




Azure Patina




Black Ore



Eucalyptus



Black Etched Steel



Midnight Hour



Contact Details

USA

HQ / East

685 Middle Street | Bristol
CT 06010

T: 1-800-640-9501

West

10707 Commerce Way | Fontana
CA 92337

T: 1-800-700-6140

South

1975 Eidson Drive | DeLand
FL 32724

T: 1-800-640-9501

Central

15000 Panatela Parkway | Little Rock
AR 72206

T: 1-800-640-9501

www.morincorp.com



For the product offering in other markets please contact your local sales representative or visit www.morincorp.com

Care has been taken to ensure that the contents of this publication are accurate, but Morin Corporation does not accept responsibility for errors or for information that is found to be misleading. Suggestions for, or description of, the end use or application of products or methods of working are for information only and Morin Corporation accepts no liability in respect thereof.

Morin®
By Kingspan

April 16, 2025